




ScantraConnect

User Manual 02/2018



Content

1	Introduction	3
2	Installation	4
3	Licensing	5
3.1	License models	5
3.1.1	Full license	5
3.1.2	Demo (time trial)	5
4	Activation process	6
5	User interface	7
6	How-to	9
6.1	Scantra Settings	9
6.2	workflow	9
6.3	naming conventions	10
7	System requirements	10
8	End User License Agreement	11

ScantraConnect

1 Introduction

ScantraConnect is a SCENE App which directly links SCENE and Scantra directly. This enables SCENE-projects to run a block adjustment without the needing of target points. Thus, Scantra will account for all references and inclinometer data. ScantraConnect applies all information calculated by Scantra in the SCENE project .

Scantra (www.technet-gmbh.de) is a program for automated registration of laserscan point clouds based on identical planes and points. Prior to its registration, the relative positions of the point clouds are unknown. Applying Scantra, overlapping Scans are automatically oriented with high precision and reliability. This is achieved by automatic detection and matching of identical planes instead of target points.

Following the mutual orientation of the scan pairs, all point clouds are oriented via block adjustment in a common reference coordinate system.

ScantraConnect

2 Installation

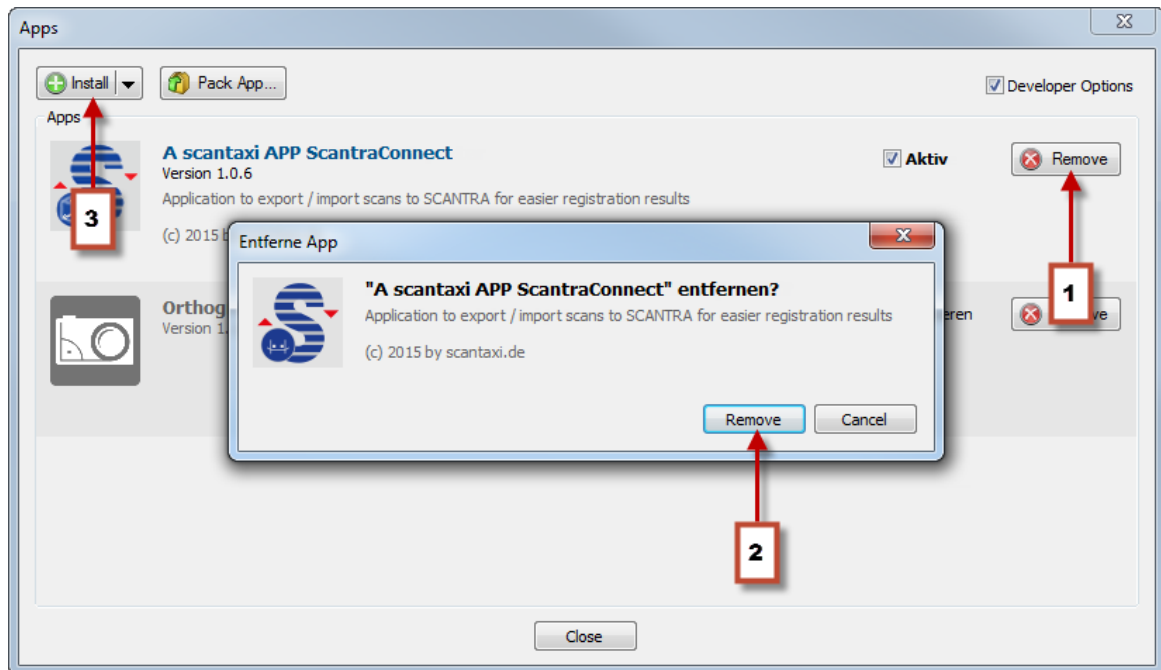


Figure 1: SCENE App Dialog

As part of the installation procedure of the new version, the old version has to be removed (1, 2). Following this, ScantraConnect can be installed via App Manager (3), drag and drop or by double clicking on the app file in the explorer. App Manager can be found in the menu Tools/Apps.

scantaxi software: <http://www.scantaxi.de/software.html>

Latest version: <http://www.scantaxi.de/software/SCANcon.html>

ScantraConnect

3 Licensing

3.1 License models

ScantraConnect is available as:

3.1.1 Full license

- ScantraConnect can be used without any limitation
- a license can be purchased in the FARO 3D App Center (<http://www.faro.com/faro-3d-app-center>)
- See chapter 4 for activation process

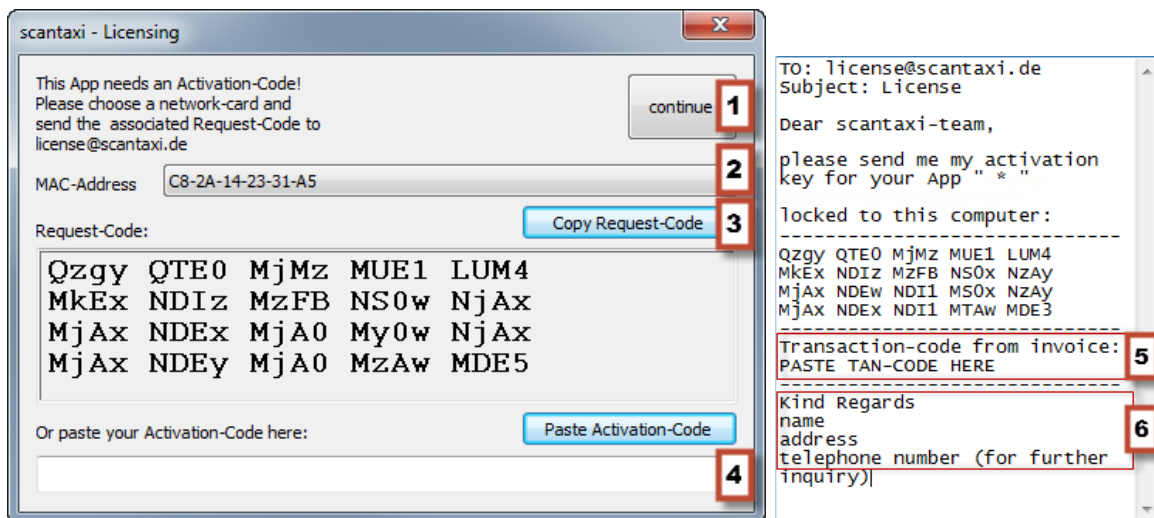
3.1.2 Demo (time trial)

- ScantraConnect can be tested without any limitations for a week
- the license can be requested under license@scantaxi.de
- See chapter 4 for activation process

ScantraConnect

4 Activation process

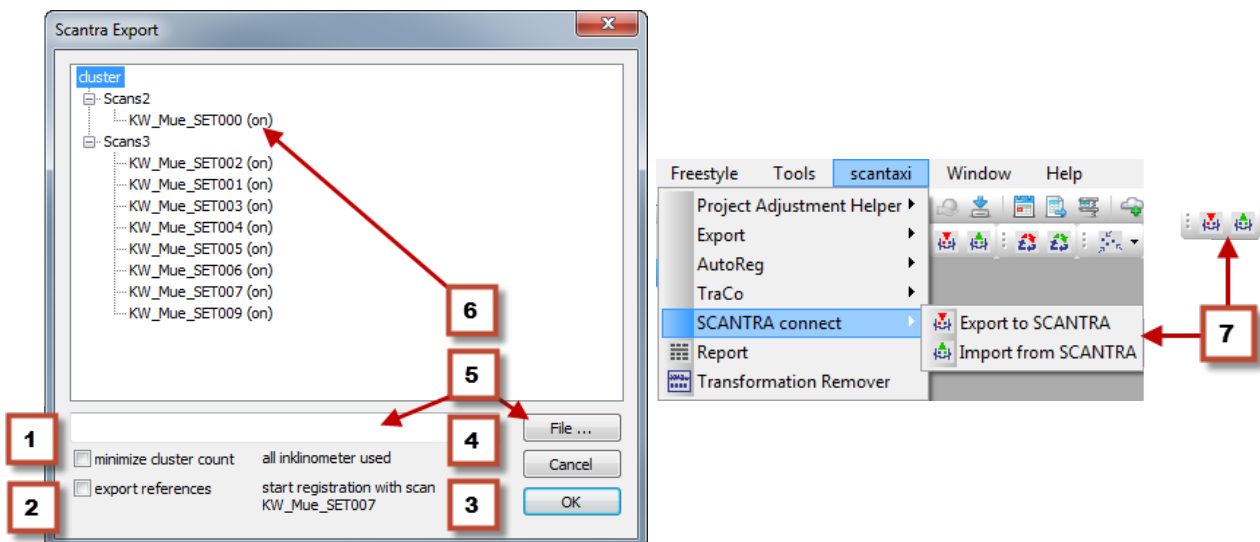
Starting ScantraConnect without a valid license will prompt the licensing dialog. A full license can be purchased or an one week trial requested.



- Select a MAC address (2)
- Press "Copy Request-Code" to copy the e-mail to the clipboard (3)
- Copy clipboard to email
- Enter transaction number from invoice (5) and your contact information (6)
- Send e-mail to license@scantaxi.de
- Paste received activation code (4)
- Activate license (1)

ScantraConnect

5 User interface



1. Minimize cluster count

If there are lots of subcluster scans will be consolidated in parent cluster (fig.3)

2. Export references

Also exports contained references

3. Start registration with scan

Select this scan as startscan in Scantra

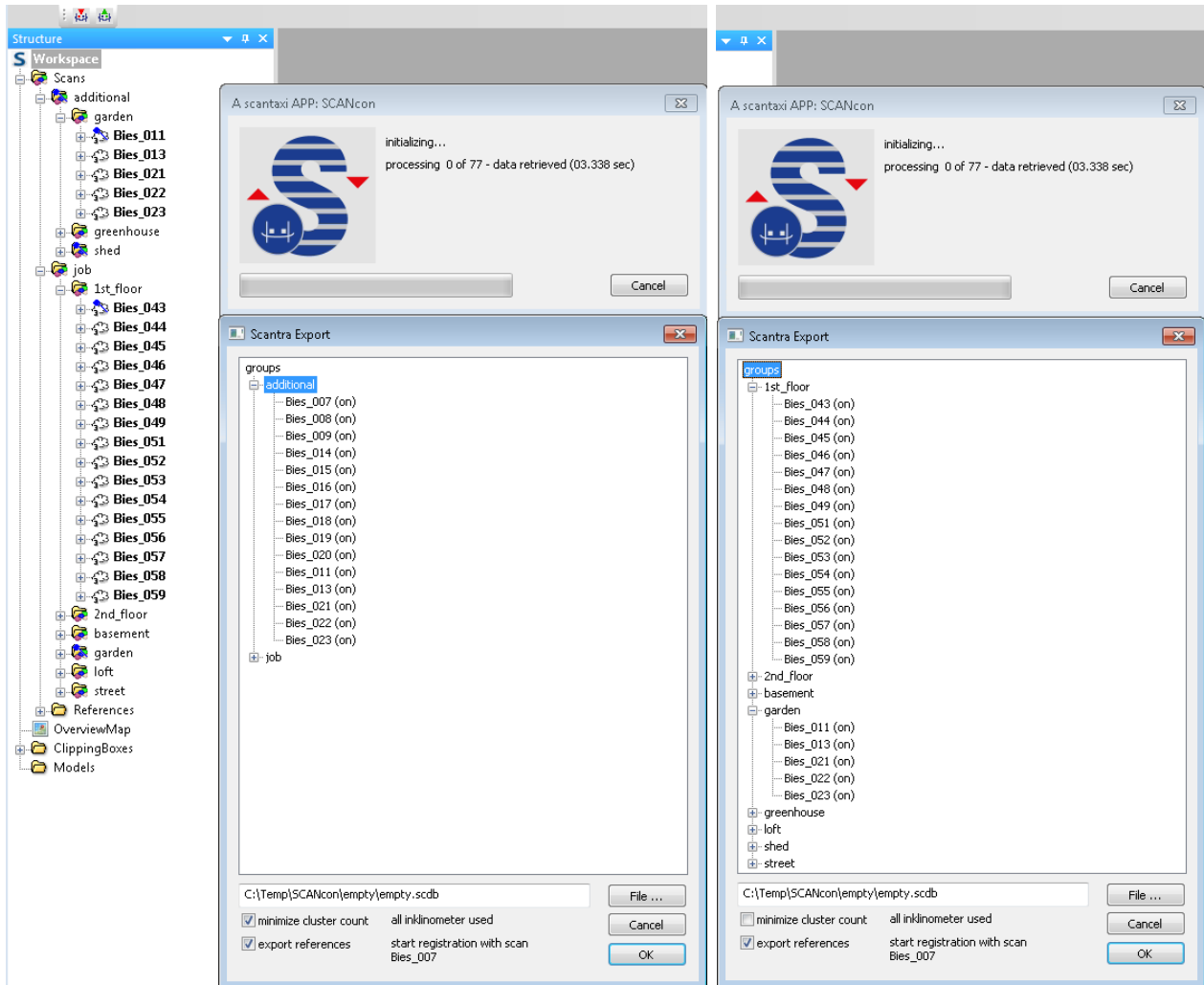
4. All scans using inclinometer data

5. Select the Scantra project file

6. Shows whether the inclinometer data of the scan are being used

7. Im- and export can be started in the menu or the toolbar

ScantraConnect



(a) minimized cluster count

(b) normal cluster count

Figure 3: Minimize cluster count

ScantraConnect

6 How-to

6.1 Scantra Settings

Real Vertical Axes must be activated in Scantra registration options. (Fig. 4)

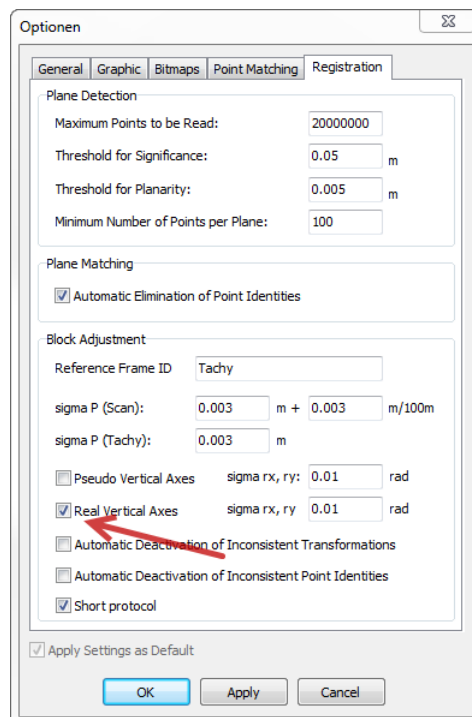


Figure 4: Scantra registration options

6.2 workflow

- Create a new project in Scantra and close it
- Project in SCENE must be saved, as ScantraConnect retrieves all data from the latest revision. It is not possible to determine if changes are present.
- Is the cluster arrangement correct?
 - if not, check "minimize cluster"
 - or change the cluster arrangement in SCENE
- Select Scantra project ("File" Button)
- If references (external target points) are in the SCENE project, they can be exported to Scantra also ("export references" checkbox)

ScantraConnect

- OK button stays inactive until a *.scdb file is selected and not opened elsewhere (close it in Scantra!)

6.3 naming conventions

SCENE	Scantra
Cluster	groups
Reference-Folder	group Tachy

7 System requirements

- SCENE 5.1.6 and above
- SCENE 5.1.6 LT and above
- Identical with SCENE
- Network card for licensing
- SCENE must be run as administrator to install the plug-in
- SCENE must be run as administrator to install any license

ScantraConnect

8 End User License Agreement

This Software License Agreement is part of the Operating Manual for the product and software System which you have purchased from scantaxi UG (haftungsbeschränkt) (collectively, the "Licensor"). By your use of the software you are agreeing to the terms and conditions of this Software License Agreement. Throughout this Software License Agreement, the term "Licensee" means the owner of the System.

- I The Licensor hereby grants the Licensee the non exclusive right to use the computer software described in this Operating Manual (the "Software"). The Licensee shall have no right to sell, assign, sub-license, rent or lease the Software to any third party without the Licensor's prior written consent.
- II The Licensor further grants the Licensee the right to make a backup copy of the Software media. The Licensee agrees that it will not decompile, disassemble, reverse engineer, copy, transfer, or otherwise use the Software except as permitted by this Agreement. The Licensee further agrees not to copy any written materials accompanying the Software.
- III The Licensee is licensed to use the Software only in the manner described in the Operating Manual. Use of the Software in a manner other than that described in the Operating Manual or use of the Software in conjunction with any non-Licensor product which decompiles or recompiles the Software or in any other way modifies the structure, sequence or function of the Software code, is not an authorized use, and further, such use voids the Licensor's set forth below.
- IV The only warranty with respect to the Software and the accompanying written materials is the warranty, if any, set forth in the Quotation/Purchase Order and Warranty Appendix B pursuant to which the Software was purchased from the Licensor.
- V THIS WARRANTY IS IN LIEU OF OTHER WARRANTIES, EXPRESS OR IMPLIED, INCLUDING, BUT NOT LIMITED TO, THE IMPLIED WARRANTIES OF MERCHANTABILITY AND FITNESS FOR A PARTICULAR PURPOSE WITH RESPECT TO THE SOFTWARE AND WRITTEN MATERIALS. IN NO EVENT WILL THE LICENSOR BE LIABLE FOR DAMAGES, INCLUDING ANY LOST PROFITS OR OTHER INCIDENTAL OR CONSEQUENTIAL DAMAGES ARISING OUT OF THE USE OR INABILITY TO USE THE SOFTWARE, NOTWITHSTANDING THAT THE LICENSOR HAVE BEEN ADVISED OF THE POSSIBILITY OF SUCH DAMAGES, THE LICENSOR WILL NOT BE LIABLE FOR ANY SUCH CLAIM BY ANY OTHER PARTY.
- VI In the event of any breach by the Licensee of this Agreement, the license granted hereby shall immediately terminate and the Licensee shall return the Software media and all written materials, together with any copy of such media or materials, and the Licensee shall keep no copies of such items.
- VII The interpretation of this Agreement shall be governed by the following provisions:
 - a This Agreement shall be construed pursuant to and governed by the substantive laws of Germany.
 - b If any provision of this Agreement is determined by a court of competent jurisdiction to be void and non-enforceable, such determination shall not affect any other provision of this Agreement, and the remaining provisions of this Agreement shall remain in full force and effect. If any provision or term of this Agreement is susceptible to two or more constructions or interpretations, one or more of which would render the provision or term void or non-enforceable, the parties agree that a construction or interpretation which renders the term of provision valid shall be favored.
 - c This Agreement constitutes the entire Agreement, and supersedes all prior agreements and understandings, oral and written, among the parties to this Agreement with respect to the subject matter hereof.
- VIII If a party engages the services of an attorney or any other third party or in any way initiates legal action to enforce its rights under this Agreement, the prevailing party shall be entitled to recover all reasonable costs and expenses (including reasonable attorney's fees before trial and in appellate proceedings).